

Tuftguard Plain




Tuftguard classic



Tuftguard design



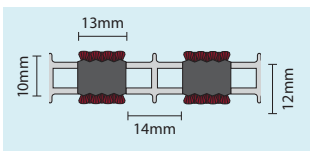
Maximum length per module	2500mm (Bamboo 2400mm)															
Maximum width per module	750mm															
Maximum weight per module	23kg/m ²															
Depth	12mm								17mm							
Scraper bar material	Aluminium / Black Anodised Aluminium				Bamboo				Aluminium / Black Anodised Aluminium				Bamboo			
Construction	Open		Closed		Open		Closed		Open		Closed		Open		Closed	
Number of wiper strips	1	2	1	2	1	2	1	2	1	2	1	2	1	2	1	2
Total weight (kg/m ²)	11	12	14	15	10	11	13	14	14	15	16	17	13	14	15	16
Max static load (kg/cm ²)	200				100				200							
Dynamic load (kg) 2 wheels 80mm, 20,000 passes	200				100				200							
Frames	A selection of recessed matwell frames are available, please see page 4.0.2 for details															
Ramp frame model	ARF 50								ARF 70							
Manufacturing method	Entrance flooring system with scraper bars and rubber wiper strips															
Wiper designs	Plain, natural fibres, coloured fibres															
Wiper material	Rubber															
Pile material	100% Polyamide BCF															



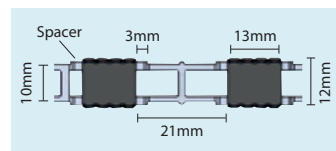
TECHNICAL SPECIFICATIONS



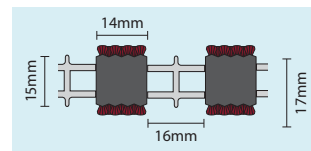
Tuftguard Classic and Design – dimensions



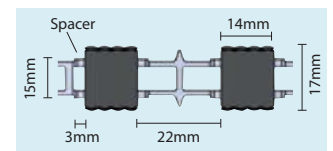
12mm single closed



12mm single open



17mm single closed



17mm single open

All dimensions are approximate.

Scraper bars



Aluminium
(Universal)



Black Anodised
Aluminium
(Classic &
Design)



Bamboo (Classic & Design)

Wiper bar options

Plain and Classic



Unbuffered (Plain)



Buffered (Classic)

Wiper bar options

Design



Charcoal



Ocean



Petrol



Evergreen



Willow



Scarlet



Claret



Violet



Sienna